



Lockers

Tollgate lockers have been designed to complement any washroom and are robust and hardwearing.

Lockers feature Solid Grade Laminate doors and shelves available in a wide variety of colours each with complementary framework in aluminium.


Ideal for any washroom or cubicle system in both wet and dry environments.

Left or right hand hinged lockers are available.

Solid Grade Laminate Doors (SGL)

300mm or 400mm wide

Wet & Dry Application




Lock



Fixings



Hinge



Shelves

TOLLGATE
PRODUCTS LIMITED

Heslop, Halesfield 21, Telford, Shropshire, TF7 4NX
Tel: +44 (0)1952 520130 Fax: +44 (0)1952 520131 E: sales@tollgateproducts.co.uk
Web: www.tollgateproducts.co.uk

Lockers

Specification

- Frame: Aluminium
- Optional Plinth: Aluminium box section
- Doors: 12mm Solid Grade Compact (SGL) with routed edges and black core
- Shelves: 12mm Solid Grade Compact (SGL) with routed front edge and black core

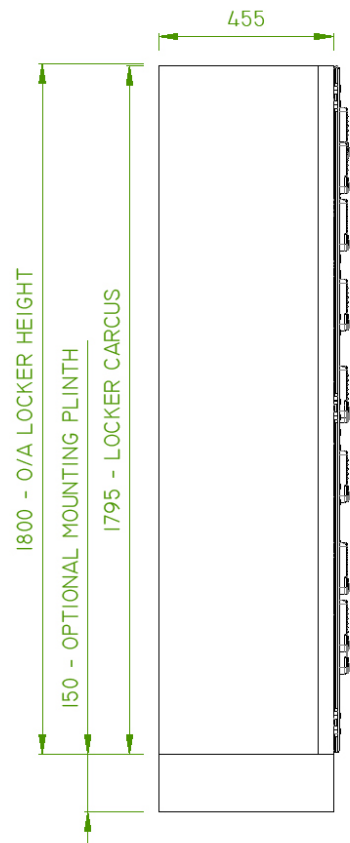
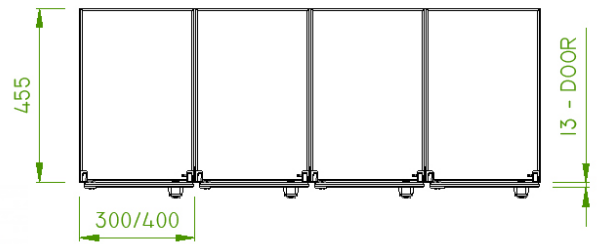
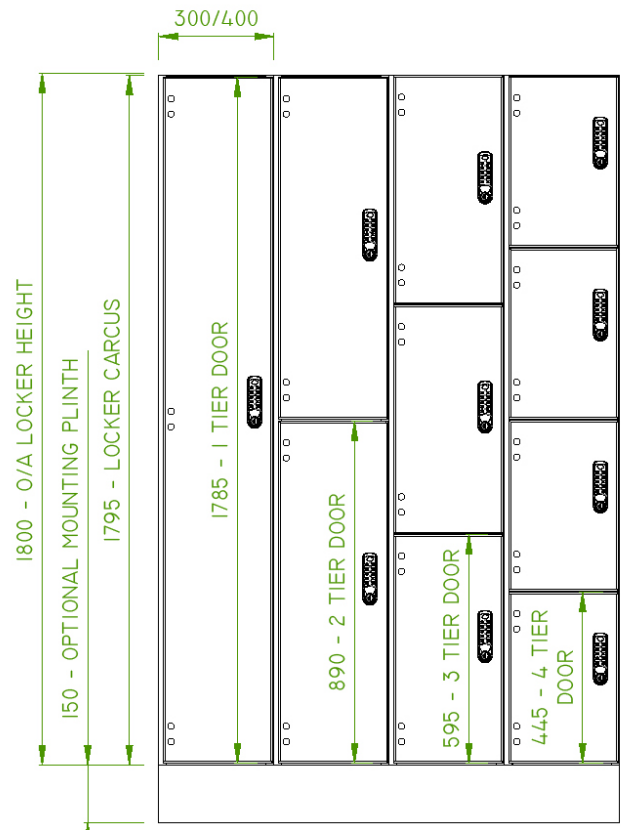
Colour Options

- Doors & Shelves: Formica standard range (SGL) 12mm
- Frame: Light Grey Aluminium

Size Guide

- Locker Height: 1800mm
- Locker Depth: 450mm
- Locker Width: 300mm & 400mm
- Optional Mounting Plinth: 150mm

Lock Options



Lockers - Options Available

Based around 12mm compact doors and shelves, with aluminium carcass

We now have five options of lockers.

1. Full locker – price dependent upon volume and colours chosen.

2. Carcass only – no doors or shelves.

Customers to supply shelves and doors and assemble and fit them themselves.

3. Carcass + fitted shelves – no doors.

4. Carcass + fitted shelves – with doors supplied free-issue.

5. Carcass + free-issue fitted shelves, plus free issue fitted doors.

Free issue doors and shelves can be any 12mm solid grade, as supplied by customer.

We will be most pleased to quote your requirements.

